

I. CHARACTERISTICS

The tile is made of recycled black rubber aggregate which has been sorted and graded, bound by volume-dyed polyurethane elastomer resin. As a result of the composition, expansion in heat and shrinking in the cold are normal. Other processed chemical elements are used in the composition of our tiles to give them their solidity and elasticity.



II. COLOURS

Brick red – Green – Black – Grey – Chocolate - Flecked with beige EPDM aggregate
 During storage, make sure the elements are not partially exposed to UV rays as this will affect the colour. If the colour of the tiles is not exactly uniform, simply wait a few weeks for the colour to even out. A colour loss can occur without altering the characteristics of the tile. Green is more sensitive to UV rays than red. A special PU 63 non-slip paint can be applied by airless spraying by a specialist to renovate the appearance of the HEXDALLE® XE AMY tile that has faded with time.

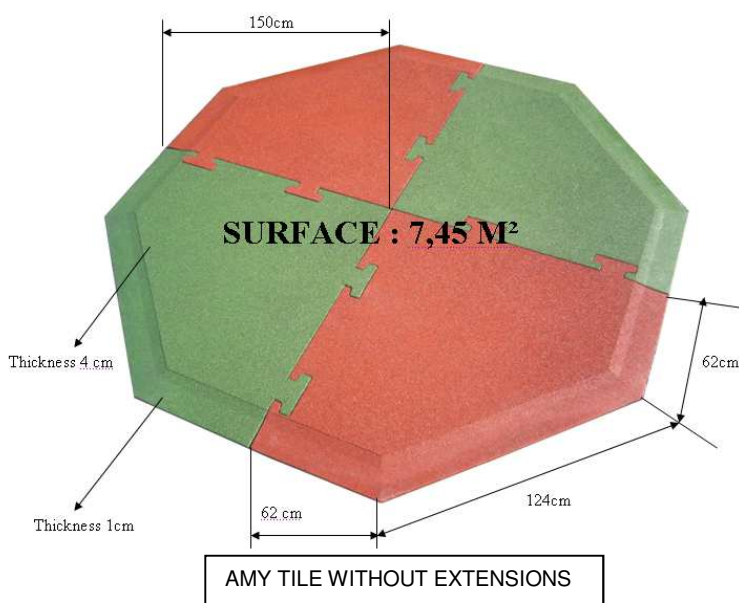
III. USE

The Hexdalle® XE AMY tile is a comfort floor especially designed for spring games. It can also be used as a regular comfort floor for children that may be enlarged thanks to the “AMY extension tile” option.

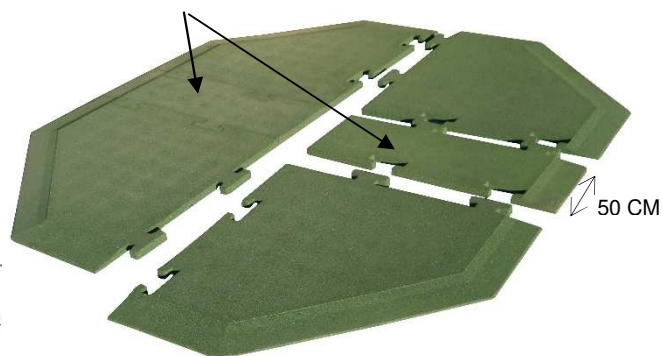
IV. DIMENSIONS

7.45 sqm tile made of 4 elements of approximately 1.50 m x 1.50 m each.
 0.50 m x 1.50 m for the AMY extension tile.
 Thickness: 40mm.
 Critical Fall Height: 1.00 m
 Bevelled edges integrated to the surface
 Microporous tile with water drainage system integrated underneath.
 Self-stable thanks to its “puzzle” fixing system (no glue needed).

Dimensions



AMY EXTENSIONS



AMY TILE WITH EXTENSIONS

Models, drawings and names are registered. No copy or reprography is permitted without prior written authorization.
 This manual was reviewed in May 2019 and may be updated; please make sure this is the latest version.

FRANCE CONSTRUCTION Sols Sportifs et Techniques
 ZAC des Bousquets – 165 rue de l'Initiative – F-83390 CUERS
 TEL.: +33 (0)4 94 14 91 91 – FAX.: +33 (0)4 94 14 93 93
 WEBSITE: www.hexdalle.com - E-MAIL: contact@hexdalle.com

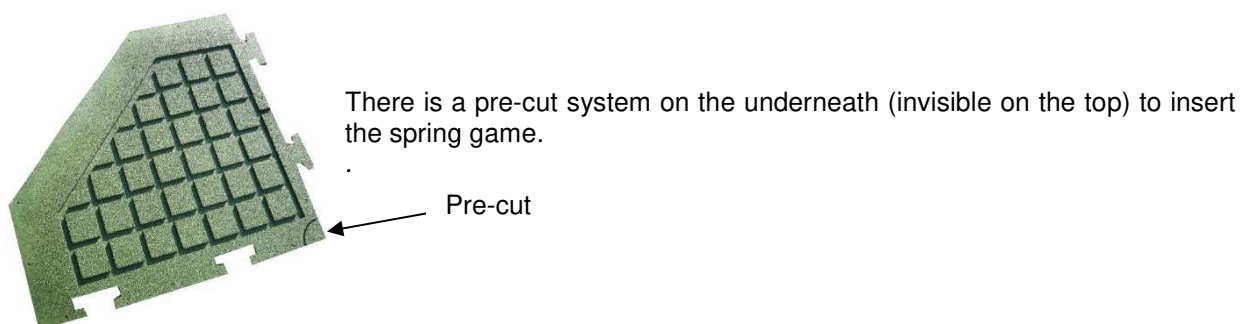
WARNING: IF YOU USE ANY EXTENSIONS BOTH IN LENGTH AND WIDTH, PLAN TO USE 500 X 500 MM 40 MM THICK HEXDALLE® XE TILES THAT YOU WILL GLUE WITH OUR PU59 (ON THE EDGE).

V. LAYING INSTRUCTIONS


2 people are necessary to lay the structure.

1. Assemble 2 pieces together
2. Assemble the 3rd piece with the others
3. Assemble the 4th one with the first 3.
4. We highly recommended to fix the AMY tiles on the edges thanks to our PU59 liquid glue. This will help prevent from robbery or vandalism.

Laying cost is reduced thanks to the gain of time made with the “puzzle” fixing system.



No need to pour a concrete slab underneath the tile. Nevertheless, the ground needs to be stable and plane (compacted construction aggregate, etc.).



WARNING: DO NOT MOVE THE RUBBER TILES USING THE “T” ELEMENTS

VI. MAINTENANCE

In accordance with the *Journal Officiel de la République Française* of 26.12.1996, operators or managers must draw up a maintenance plan to check the state of the tiles. This inspection can be done annually or more frequently depending on how intensively the play area is used and the climatic conditions – Cleaning, check of the H.I.C and the state of the shock-absorbing covering. Tiles should be replaced if necessary.

The HEXDALLE® XE AMY tile is designed to keep maintenance costs low. It can be simply washed (maximum 3 Bars) or swept with a soft brush. You can also use our CLEANDALLE FC bactericide fungicide cleaning product. Never use a solvent to clean the tiles.

HEXDALLE® XE AMY is flexible, sound-proof, non-slip, rot-proof and hygienic. It is also pleasant in shape and colour.

Models, drawings and names are registered. No copy or reprography is permitted without prior written authorization.
This manual was reviewed in May 2019 and may be updated; please make sure this is the latest version.

FRANCE CONSTRUCTION Sols Sportifs et Techniques
ZAC des Bousquets – 165 rue de l'Initiative – F-83390 CUERS
TEL.: +33 (0)4 94 14 91 91 – FAX.: +33 (0)4 94 14 93 93
WEBSITE: www.hexdalle.com - E-MAIL: contact@hexdalle.com

VII. ADVANTAGES

The HEXDALLE® XE AMY rubber tile absorbs shocks and improves safety by reducing the risk of injury:

- Non-slip,
- Microporous
- Water drainage by the under side
- Easy to lay thanks to its “puzzle” system
- Can be extended thanks to the AMY Extension system
- Can be laid on sand or a compacted ground or compacted construction aggregate

VIII. STORAGE

Storage temperature between 15 and 25°C.

Avoid the tiles being partially exposed to UV rays.

Prior to laying, unpack the tiles onto a flat surface so that they recover their characteristics.

IX. TECHNICAL CHARACTERISTICS

Rubber	Recycled SBR-type black aggregate, 1/4mm
Binding agent	Volume-dyed polyurethane
Binding agent viscosity	Brookfield: 7,000+/-1,000 – cP at 20°C
Solids content in % of the binding agent	99.3 +/- 0.5%
Surface	Non-slip
Appearance	Granular
Colour	Red, Green, Black, Grey, Chocolate flecked with beige EPDM aggregate
Thickness	40 mm
Shock-absorbing standard	NF EN 1177
Density Kg/M3	800-1,000
Warranty	2 years
HAP test (heavy metal)	Complies with NF EN 71-3 toy standard
Abrasion resistance	As per standard P90102 Weight loss result: 0.37 g Maximum admissible: 2g
Resistance to ageing	Service life between 5 and 10 years (depending on use)
UV resistance	Good in terms of the tile structure
Resistance to detergent	Excellent – to be confirmed prior to use by 1 test
Resistance to solvent	Non-resistant to solvent
Permeability	Good – Micro-porous
Sound	Excellent sound insulation to impact noise

Models, drawings and names are registered. No copy or reprography is permitted without prior written authorization.
This manual was reviewed in May 2019 and may be updated; please make sure this is the latest version.

FRANCE CONSTRUCTION Sols Sportifs et Techniques
ZAC des Bousquets – 165 rue de l'Initiative – F-83390 CUERS
TEL.: +33 (0)4 94 14 91 91 – FAX.: +33 (0)4 94 14 93 93
WEBSITE: www.hexdalle.com - E-MAIL: contact@hexdalle.com


X. PACKAGING

Depending on your needs: per unit or by pallets
Possibility to buy the Hexdalle XE AMY elements separately.

PALLETS: disposable, 1,600 x 1,600mm.

PACKING: We take great care with packing to avoid any problem occurring during transport. In order to protect your rights and interests, we advise you to check the state of the goods upon taking delivery. The products are packed in a white stretch film and France Construction guarantee adhesive tape. The corners are protected by 4 cardboard pieces during transport and the goods are held in place by 2 plastic straps.

MAXIMUM PACKAGING PER PALLET:
3 HEXDALLE® XE AMY tiles + 6 AMY extensions maximum per pallet



Models, drawings and names are registered. No copy or reprography is permitted without prior written authorization.
This manual was reviewed in May 2019 and may be updated; please make sure this is the latest version.

FRANCE CONSTRUCTION Sols Sportifs et Techniques
ZAC des Bousquets – 165 rue de l'Initiative – F-83390 CUERS
TEL.: +33 (0)4 94 14 91 91 – FAX.: +33 (0)4 94 14 93 93
WEBSITE: www.hexdalle.com - E-MAIL: contact@hexdalle.com